

A guide to better tracking for continuing professional education



46+

million U.S. adults are engaged in formal continuing education¹

\$47

billion annual U.S. spending on certifications, apprenticeships and other workforce training²

Most CPD/CLE tracking is still done **manually**



Why?



Disparate CPD systems



Internal databases (Microsoft Access)



Data spreadsheets



Jurisdiction requirements



Training data within CMS

Key challenges



Redundant, manual processes



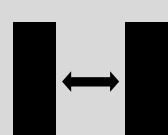
Intricate rules



Disjointed visibility into learner's progress



Complex requirements, vary by jurisdiction



Gap between LMS and CPD/CLE tracking

What's the answer?

Manage centrally | One system | Consolidated dashboard


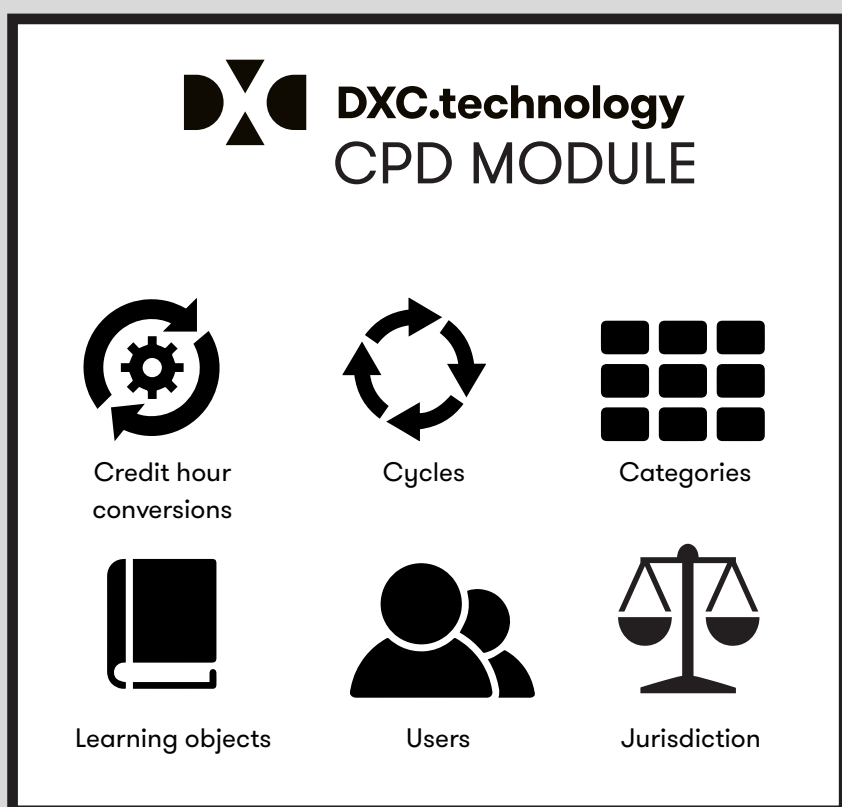
How it works



Training completion



Transcript



Rules engine



Administrator dashboard



DXC.technology CPD MODULE

The next-level CPD solution

Measuring up against the competition

✓
Complete CPD/CLE tracking

✓
Native Cornerstone integration

✓
Administration through Cornerstone

✓
A dynamic user interface within the existing LMS

¹ <http://talentedlearning.com/intro-to-continuing-education/>; note that this author references the original sources, e.g., US Census, Georgetown U study

² <http://talentedlearning.com/intro-to-continuing-education>